



## Grease Guns | PRELIxx and PRELIxx PRO 2014.1





# QUALITY THAT LEADS

DIFFERENT GREASE GUN COLORS  
FOR DIFFERENT GREASE TYPES





## **CONTENTS**

---

### **PRELixx 2014.1**

---

Technical data	05   06
Overview	07   08
Advantages	09   12

### **PRELixx PRO 2014.1**

---

Technical data	15   16
Overview	17   18
Advantages	19   22
Special notes	23   24

Item number key	25   26
Listing - Variants	27   32
Accessories	33   38
List of abbreviations	38


Grease gun connection, pressure-side:	M 10 x 1, G 1/8"
Filling nipple and ventilating valve:	M 10 x 1
Capacity (cm <sup>3</sup> ):	500
Refilling options:	400 g grease cartridge, DIN 1284, grease filling system or loose grease using a spatula
Diameter of grease piston (mm):	9
Grease pump piston actuation:	manually lever operated
Delivery rate/stroke (cm <sup>3</sup> ):	1,6 at a grease density of 0.92 kg / dm <sup>3</sup> , tested with grease cartridge 400 g (12 511)
Discharge pressure (bar):	600
Burst pressure system (bar):	900
Burst pressure grease gun head (bar):	1200
Operation of plunger rod:	with L-grip
Sealing cover:	loose
Wall thickness of grease gun tube (mm):	1
Grease gun tube colour:	black / silver / red / blue / green / yellow
Dimensions LxWxH (mm):	395 x 140 x 66
Weight (kg):	1,28

#### **SPECIFICATION**

- optional filler nipple (FN), M 10 x 1 a (12 670)
- Galvanized parts: hand lever, pull tab, locking catch, head
- Grease gun head, zinc die casting Z 410
- Ball seat valve, galvanized
- Dismantlable and movable push rod system
- Push rod with L-handle

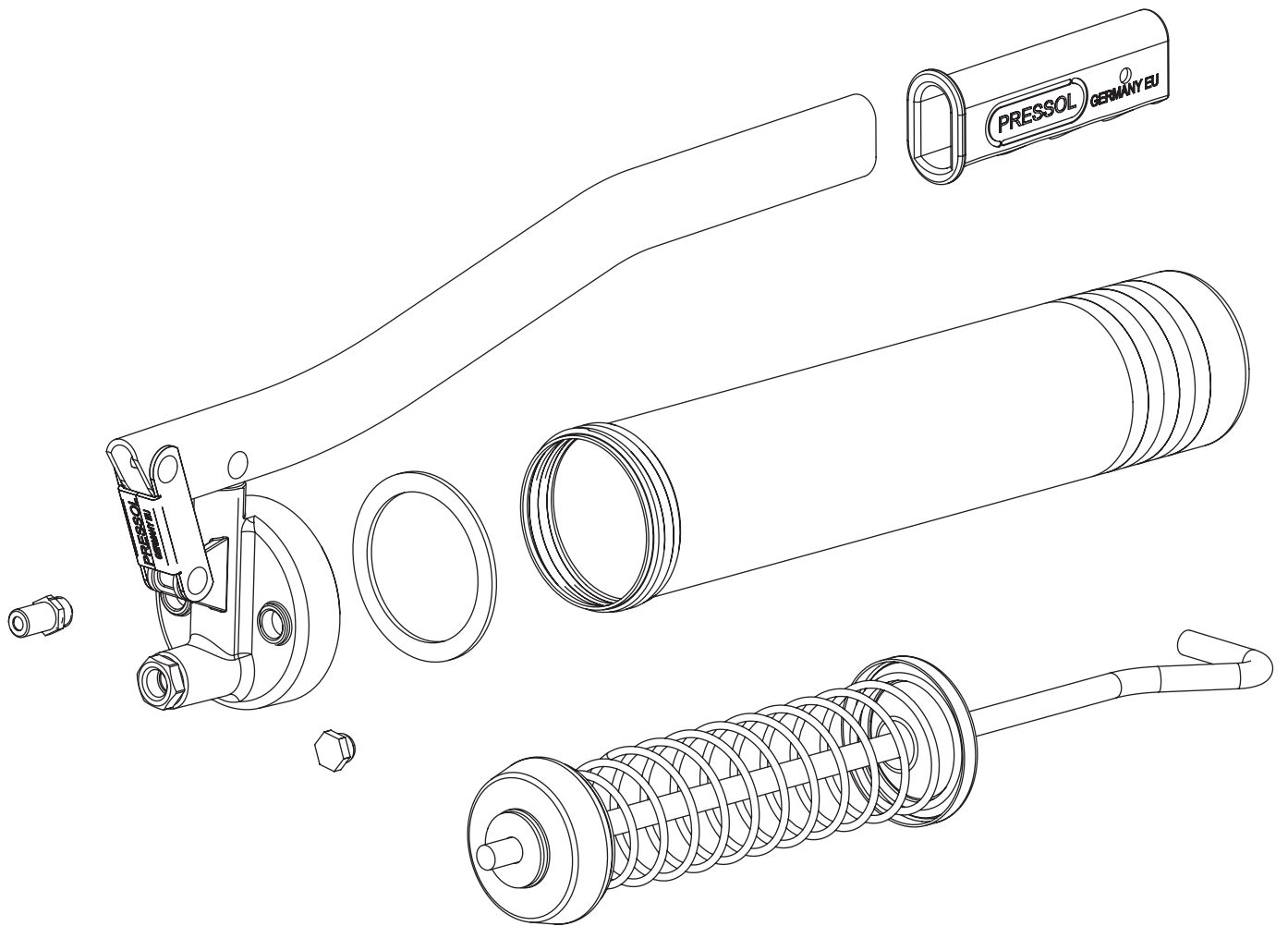
#### **SPECIAL NOTES**

- Operates with greases NLGI grade 3
- Performance after 40,000 operating cycles virtually unchanged
- Pump piston, cylinder and O-ring with 6 µ fit (no dummy lubrication)
- At high back pressure, e.g. gummy lubrication point, lubrication can be achieved with significantly less effort by shorter strokes
- Grease supply variable from 0,1 to 1,6 cm<sup>3</sup> per stroke
- Optimal leverage for operating the hand lever, thus the compressive force required is as low as possible
- Due to the flexibility of the push rod, the plunger can be inserted into damaged cartridges or cartridges not exactly matching the standard dimensions
- Damaged cartridges can easily be removed
- Push rod can be locked in any position - push rod does not have to be fully retracted to release the spring pressure on the grease (grease does not saponify)
- Easy to clean - Each component group and parts can be supplied as spare parts
- Rolled threads on the grease gun tube resists damage from impact and allow quick and easy screwing-in
- Designed for use in rough conditions
- acc. to DIN 1283

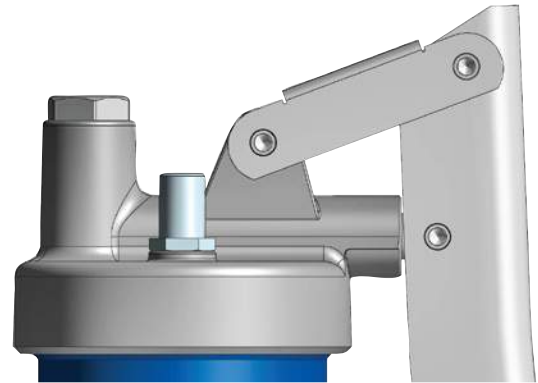
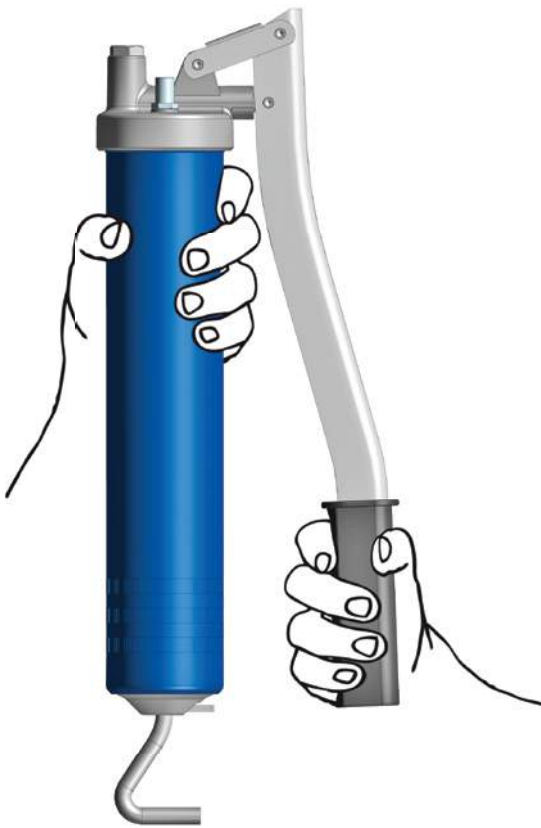


- 1 Grease gun tube
- 2 Filler nipple
- 3 Ball seat valve
- 4 O-ring
- 5 Piston
- 6 Pull tab
- 7 Valve ball
- 8 Hand lever
- 9 Handle
- 10 Flat seal
- 11 Clamp piece
- 12 Domed disc
- 13 Disc
- 14 Spring
- 15 Push rod
- 16 Centering
- 17 Cap with recess
- 18 Pawl






NO CRUSHING HAZARD



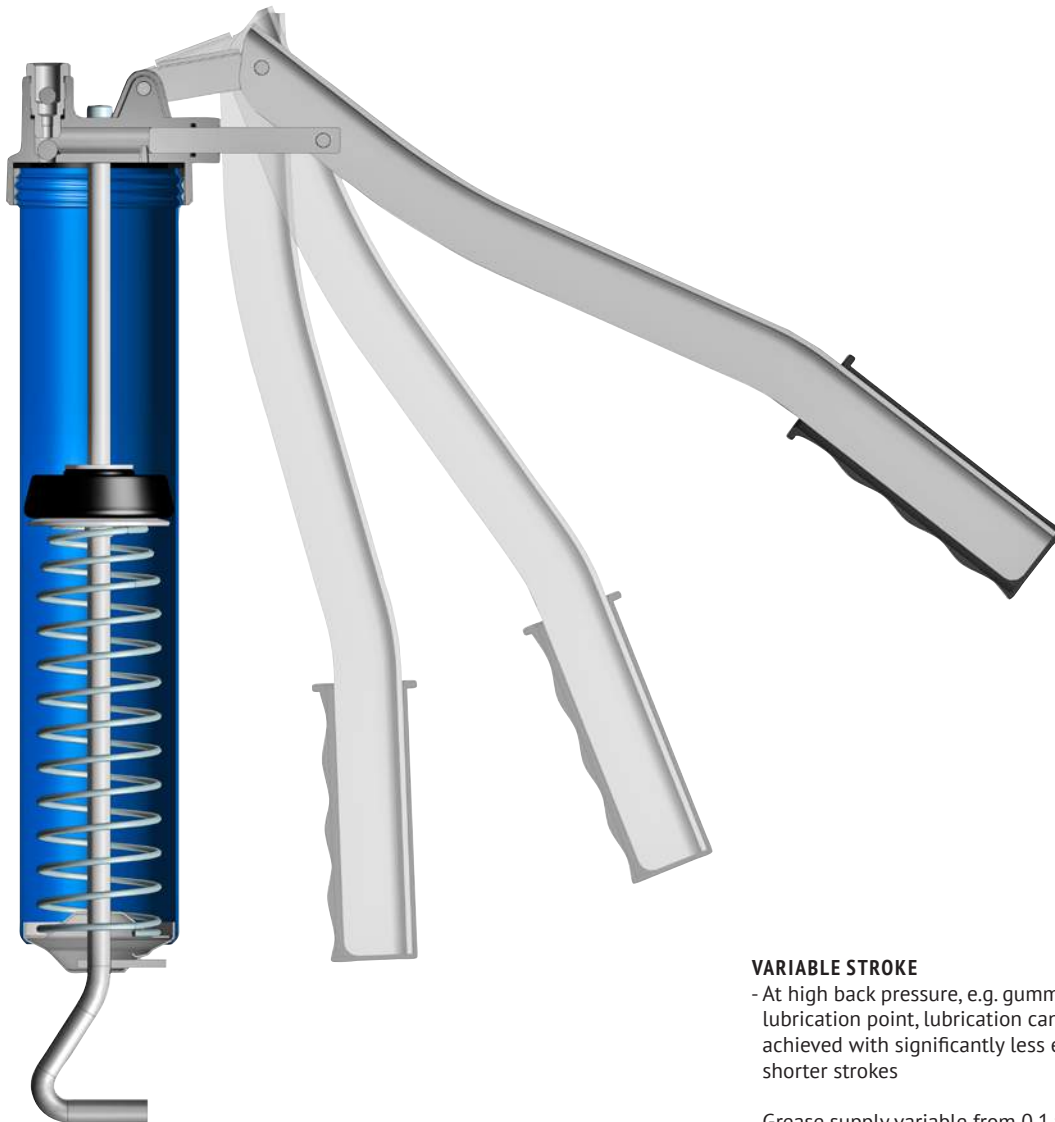
**GREASE GUN HEAD, ZINC DIE CASTING Z 410**  
 - one-piece  
 - pressure resistant  
 - safe



**GREASE GUN CAN BE USED WITH NLGI 3**  
 - Operates with greases NLGI grade 3  
 - Performance after 40,000 operating cycles virtually unchanged  
 - Pump piston, cylinder and O-ring with 6  $\mu$  fit (no dummy lubrication)




**ROLLED THREADS**  
 - Rolled threads on the grease gun tube are insensitive to impact damage and enable quick and easy screwing-in




**VARIABLE STROKE**

- At high back pressure, e.g. gummy lubrication point, lubrication can be achieved with significantly less effort by shorter strokes
- Grease supply variable from 0,1 to 1,6 cm<sup>3</sup> per stroke
- Optimal leverage for operating the hand lever, thus the compressive force required is as low as possible



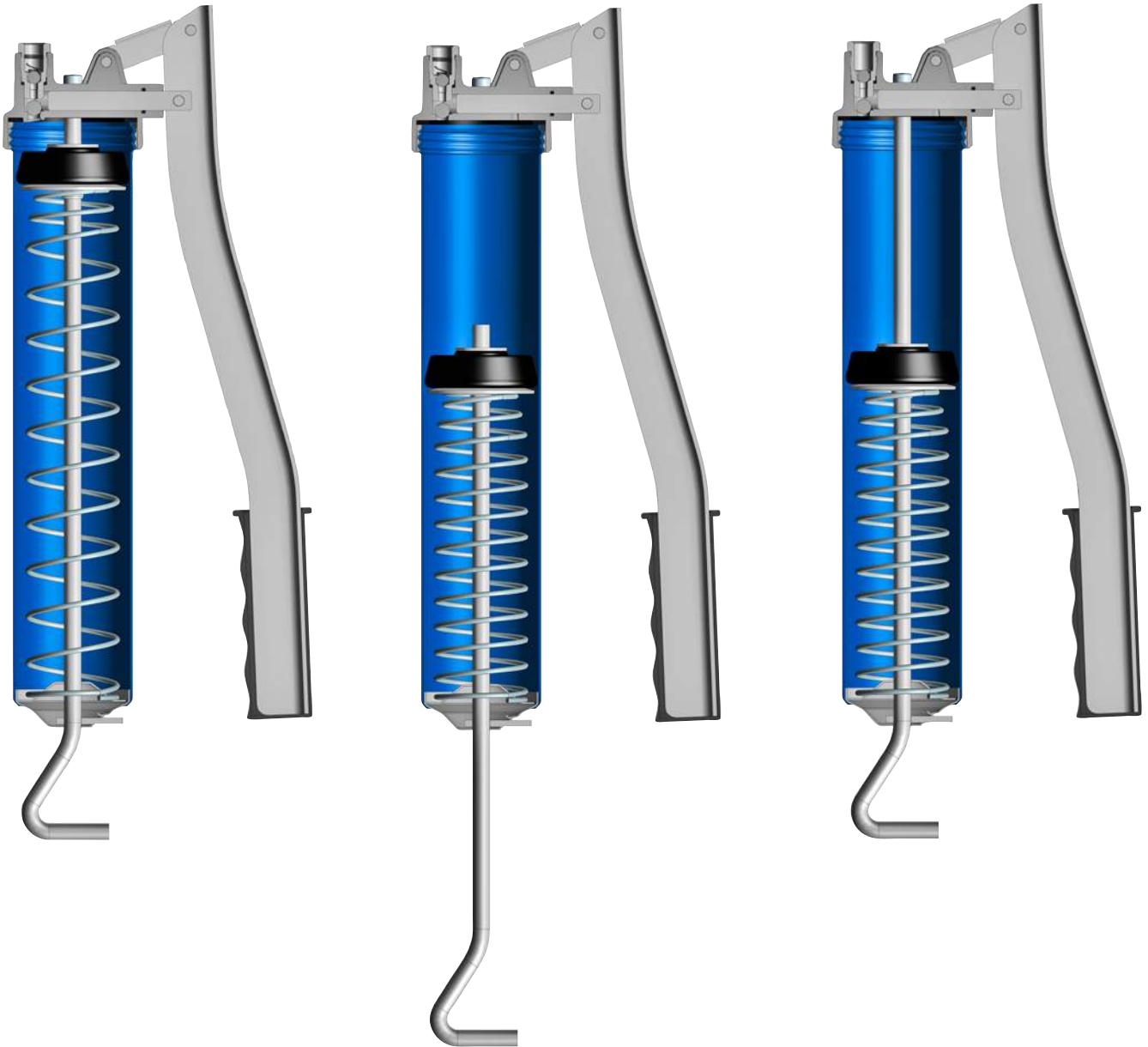
- Hand lever positioned to overcome extremely high back pressure, e.g. with resinified lubrication points


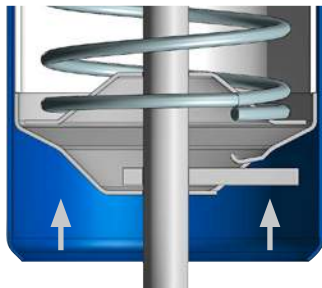





- Hand lever positioned for maximum flow rate (about 1.6 cm<sup>3</sup> per stroke)

**GREASE PRESSURE RELIEF**

- Push rod can be locked in any position -
- push rod does not have to be fully retracted to release the spring pressure on the grease (grease does not saponify)
- Damaged cartridges can easily be removed





Cartridge to correct position or push out

Press cover with the push rod to the end of the cartridge



# QUALITY THAT LEADS

DIFFERENT GREASE GUN COLORS  
FOR DIFFERENT GREASE TYPES



Grease gun connection, pressure-side:	M 10 x 1, G 1/8"
Filling nipple and ventilating valve:	M 10 x 1
Capacity (cm <sup>3</sup> ):	500
Refilling options:	400 g grease cartridge, DIN 1284, grease filling system or loose grease using a spatula
Diameter of grease piston (mm):	9
Grease pump piston actuation:	manually lever operated
Delivery rate/stroke (cm <sup>3</sup> ):	1,6 at a grease density of 0.92 kg / dm <sup>3</sup> , tested with grease cartridge 400 g (12 511)
Discharge pressure (bar):	600
Burst pressure system (bar):	900
Burst pressure grease gun head (bar):	1200
Operation of plunger rod:	with T-grip
Sealing cover:	loose
Wall thickness of grease gun tube (mm):	1
Grease gun tube colour:	black / silver / red / blue / green / yellow / galvanized
Dimensions LxWxH (mm):	395 x 140 x 66
Weight (kg):	1,28

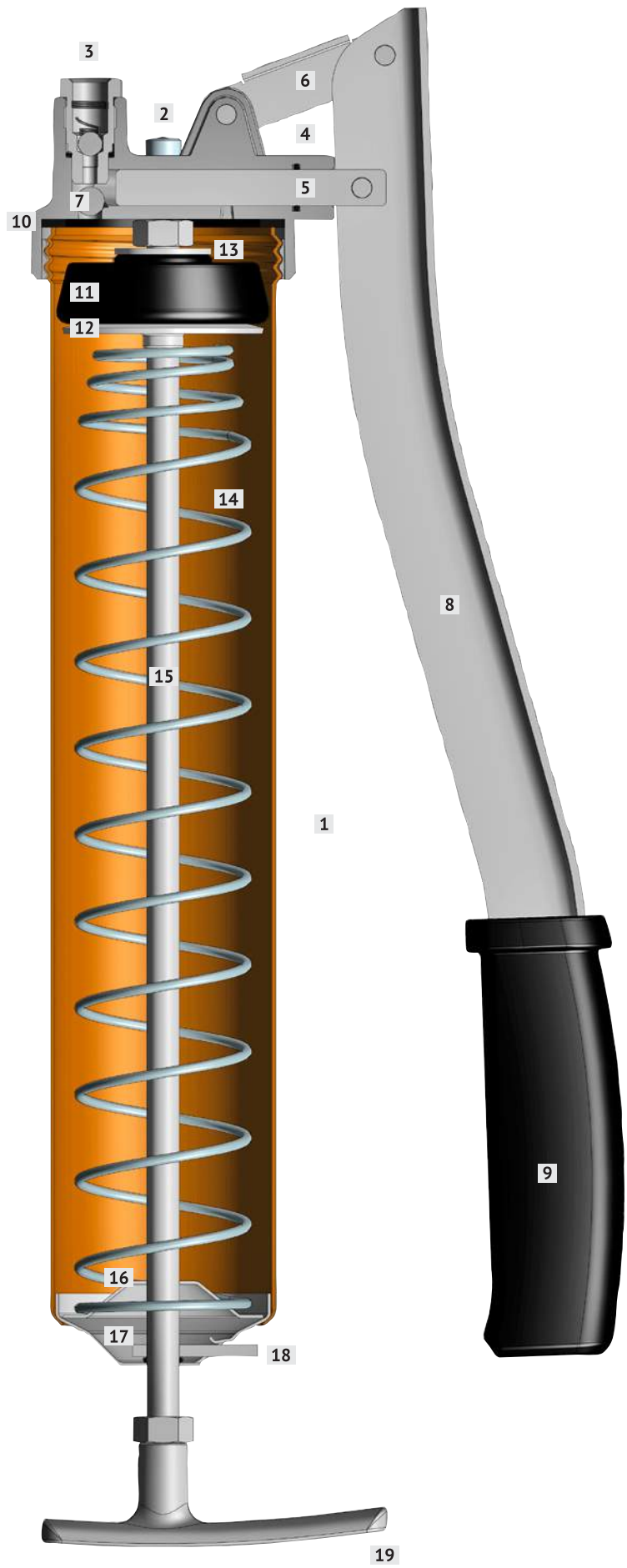


### **SPECIFICATION**

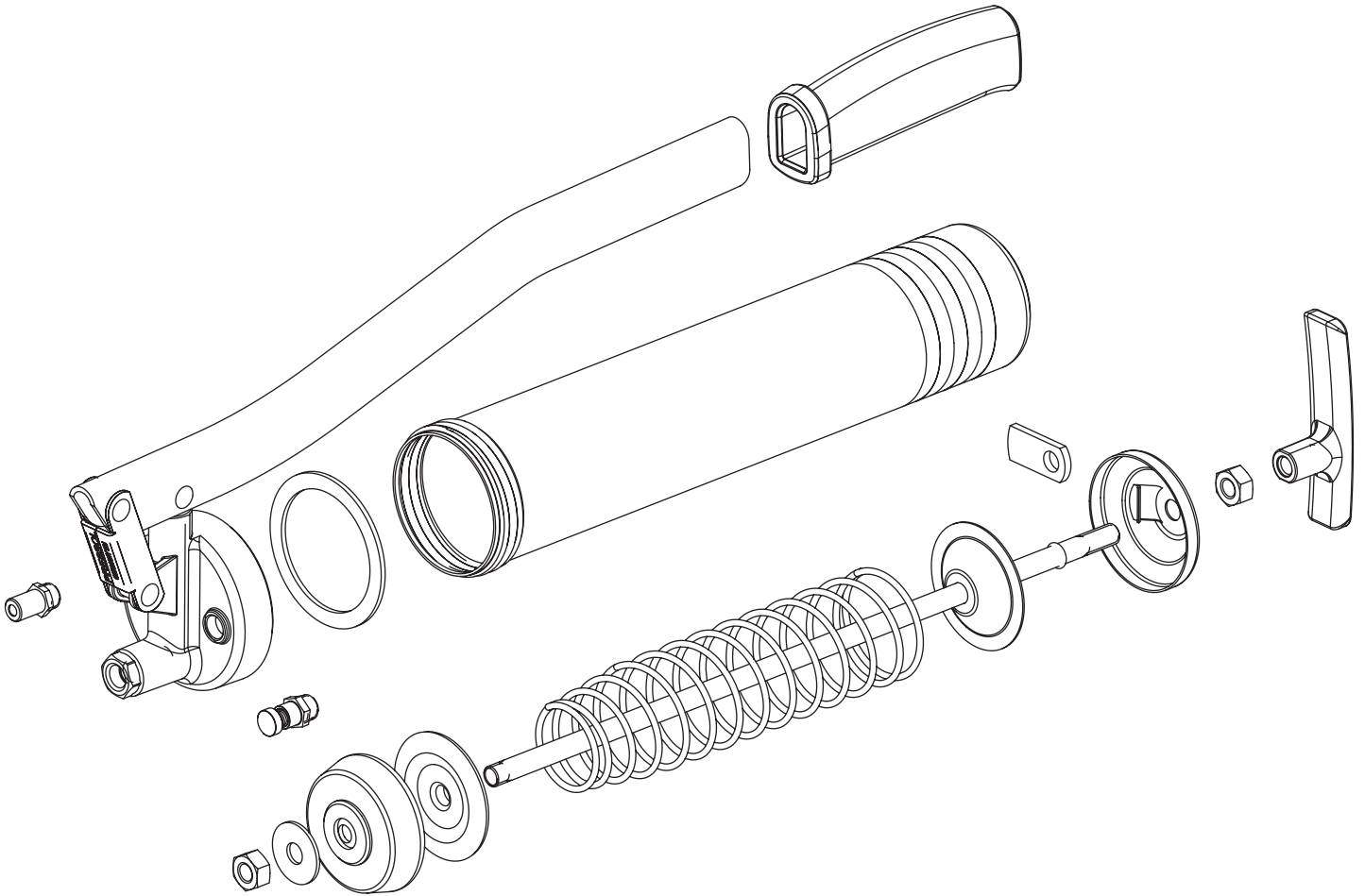
- Separate filling and venting valve in the grease gun head
- Filling nipple (FN), M 10 x 1 male (12 670)
- optional vent valve (ETV), M 10 x 1 a (85 277)
- Galvanized parts: hand lever, pull tab, locking catch, head
- Grease gun head, zinc die casting Z 410
- Ball seat valve, galvanized (85 589)
- Dismantlable and movable push rod system
- T-handle, optimized grip and pressure optimized
- Ergonomic handle, non-slip, excellent power transfer and handling

### **SPECIAL NOTES**

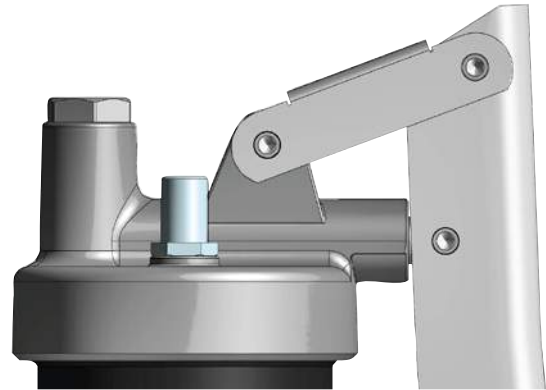
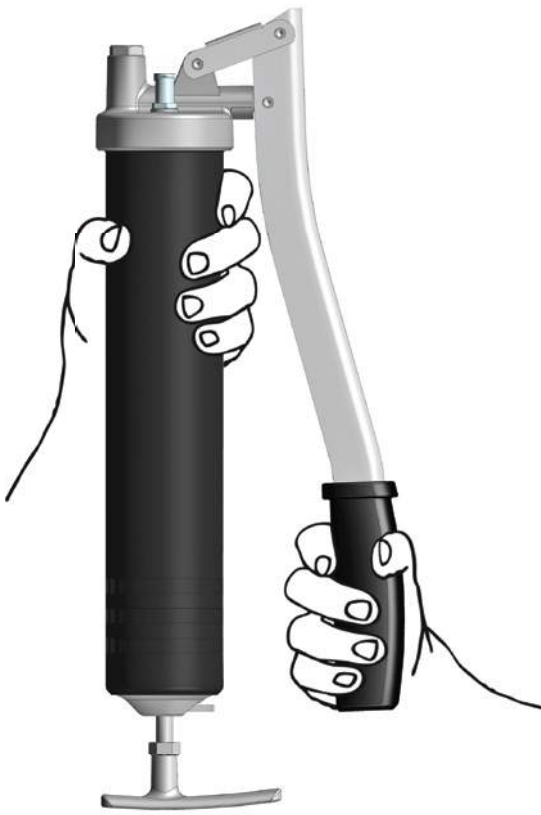
- Operates with greases NLGI grade 3
- Performance after 40,000 operating cycles virtually unchanged
- Pump piston, cylinder and O-ring with 6  $\mu$  fit (no dummy lubrication)
- At high back pressure, e.g. gummy lubrication point, lubrication can be achieved with significantly less effort by shorter strokes
- Grease supply variable from 0,1 to 1,6 cm<sup>3</sup> per stroke
- Optimal leverage for operating the hand lever, thus the compressive force required is as low as possible
- Due to the flexibility of the push rod, the plunger can be inserted into damaged cartridges or cartridges not exactly matching the standard dimensions
- Damaged cartridges can easily be removed
- Push rod can be locked in any position - push rod does not have to be fully retracted to release the spring pressure on the grease (grease does not saponify)
- Easy to clean - Each component group and parts can be supplied as spare parts
- Rolled threads on the grease gun tube resists damage from impact and allow quick and easy screwing-in
- Designed for use in rough conditions
- acc. to DIN 1283



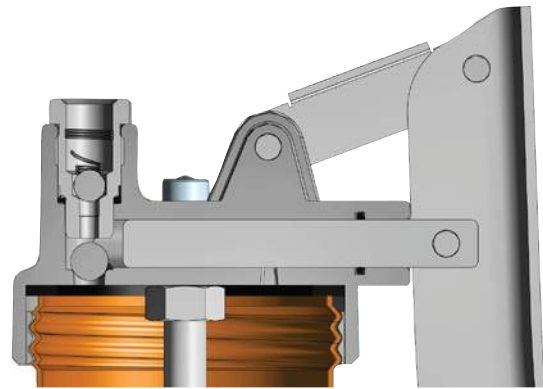
- 1 Grease gun tube
- 2 Filler nipple
- 3 Ball seat valve
- 4 O-ring
- 5 Piston
- 6 Pull tab
- 7 Valve ball
- 8 Hand lever
- 9 Handle
- 10 Flat seal
- 11 Clamp piece
- 12 Domed disc
- 13 Disc
- 14 Spring
- 15 Push rod
- 16 Centering
- 17 Cap with recess
- 18 Pawl
- 19 T-handle



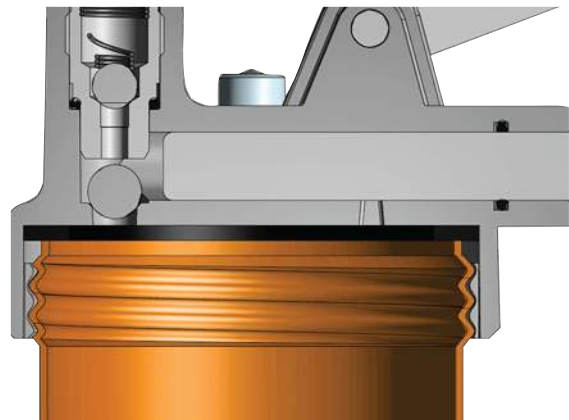
NO CRUSHING HAZARD




**GREASE GUN HEAD, ZINC DIE CASTING Z 410**  
 - one-piece  
 - pressure resistant  
 - safe



**GREASE GUN CAN BE USED WITH NLGI 3**  
 - Operates with greases NLGI grade 3  
 - Performance after 40,000 operating cycles virtually unchanged  
 - Pump piston, cylinder and O-ring with 6  $\mu$  fit (no dummy lubrication)

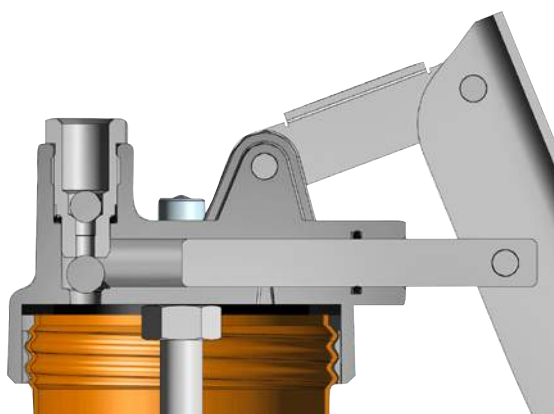


**ROLLED THREADS**  
 - Rolled threads on the grease gun tube are insensitive to impact damage and enable quick and easy screwing-in




**VARIABLE STROKE**

- At high back pressure, e.g. gummy lubrication point, lubrication can be achieved with significantly less effort by shorter strokes
- Grease supply variable from 0,1 to 1,6 cm<sup>3</sup> per stroke
- Optimal leverage for operating the hand lever, thus the compressive force required is as low as possible



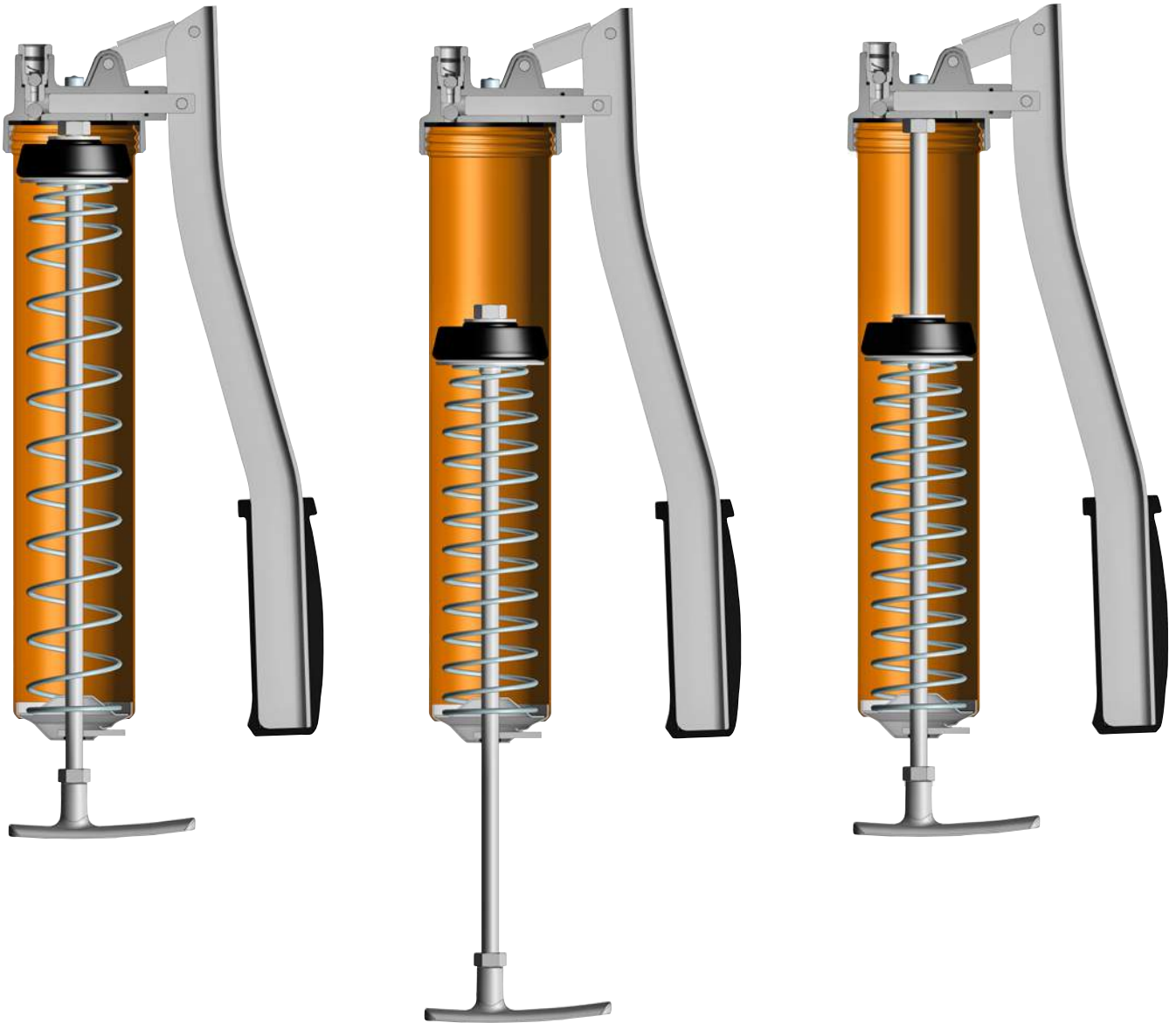
- Hand lever positioned to overcome extremely high back pressure, e.g. with resinified lubrication points


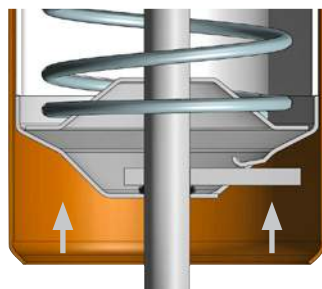
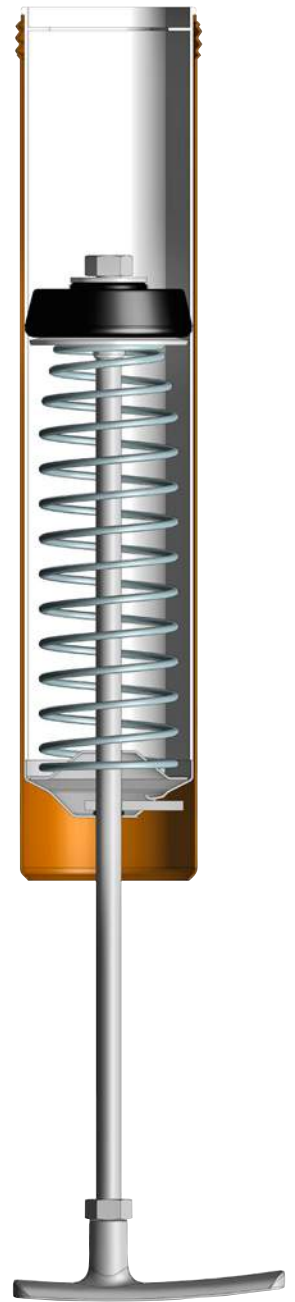
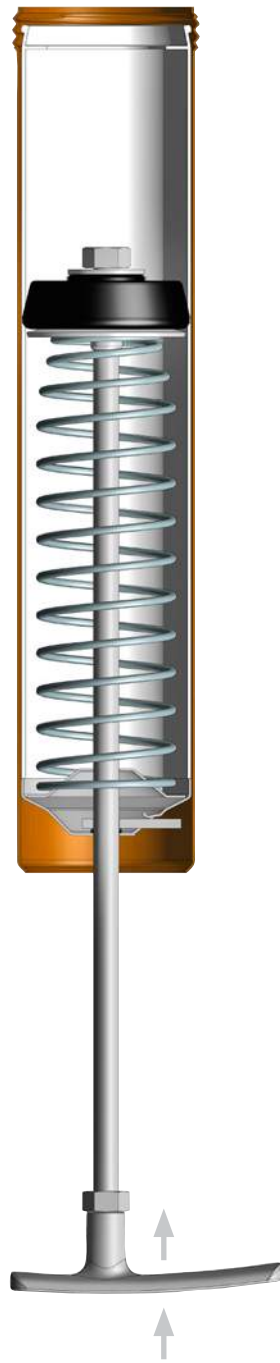
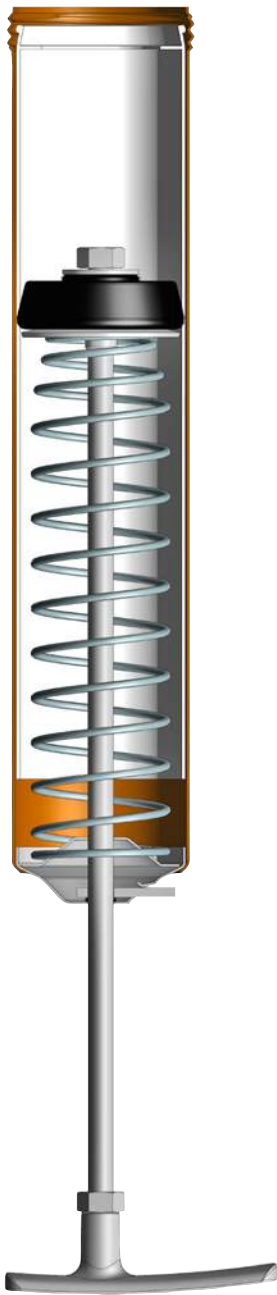


- Hand lever positioned for maximum flow rate (about 1.6 cm<sup>3</sup> per stroke)

**GREASE PRESSURE RELIEF**

- Push rod can be locked in any position -
- push rod does not have to be fully retracted to release the spring pressure on the grease (grease does not saponify)
- Damaged cartridges can easily be removed





Cartridge to correct position or push out

Press cover with the push rod to the end of the cartridge





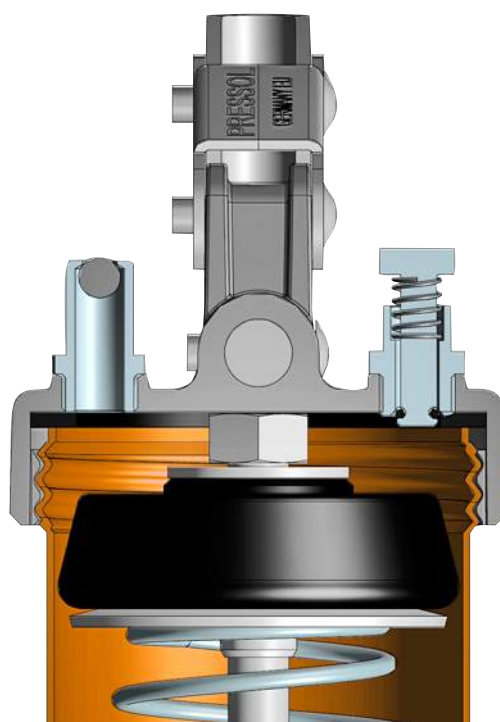
**EVERYTHING UNDER CONTROL**

- Ergonomic handle, non-slip, excellent power transfer and handling

- T-handle, optimized grip and pressure optimized







- FILLING NIPPLE AND VENTILATING VALVE:**
- Filling nipple (FN), M 10 x 1 male (12 670)
  - optional vent valve (ETV), M 10 x 1 a (85 277)

# 14 1 00

PRODUCT GROUP

VERSION

ACCESSORIES

## Grease Guns 2014.1



**1**

PRELIxx 2014.1



**2**

PRELIxx PRO 2014.1

**00**

WITHOUT ACCESSORIES

**01**

**PRELIxx ACCESSORIES SET 1 - M 10 X 1**

- 12 655 High pressure hose-M 10 x 1 male-11 x 300 mm
- 12 631 hydraulic coupler-M 10 x 1 f

**02**

**PRELIxx ACCESSORIES SET 2 - G 1/8"**

- 12 755 High pressure hose-G 1/8" male-11 x 300 mm
- 12 731 hydraulic coupler-G 1/8" f

**11**

**PRELIxx ACCESSORIES SET 3 - M 10 X 1**

- 12 635 Spout-angled-M 10 x 1 male-150 mm
- 12 631 hydraulic coupler-M 10 x 1 f

**12**

**PRELIxx ACCESSORIES SET 4 - G 1/8"**

- 12 735 Spout-angled-G 1/8" male-150 mm
- 12 731 hydraulic coupler-G 1/8" f

**03**

**PRELIxx PRO ACCESSORIES SET 5 - M 10 X 1**

- 12 655 High pressure hose-G 1/8" male-11 x 300 mm
- 12 643 Precision machined coupler-M 10 x 1 f

**04**

**PRELIxx PRO ACCESSORIES SET 6 - G 1/8"**

- 12 755 High pressure hose-G 1/8" male-11 x 300 mm
- 12 743 Precision machined coupler-G 1/8" f

**13**

**PRELIxx PRO ACCESSORIES SET 7 - M 10 X 1**

- 12 635 Spout-angled-M 10 x 1 male-150 mm
- 12 643 Precision machined coupler-M 10 x 1 f

**14**

**PRELIxx PRO ACCESSORIES SET 8 - G 1/8"**

- 12 735 Spout-angled-G 1/8" male-150 mm
- 12 743 Precision machined coupler-G 1/8" f

**21**

**PRELIxx PRO ACCESSORIES SET 9 - M 10 X 1**

- 12 635 Spout-angled-M 10 x 1 male-150 mm
- 12 655 High pressure hose-G 1/8" male-11 x 300 mm
- 2 x 12 643 Precision machined coupler-M 10 x 1 f

**22**

**PRELIxx PRO ACCESSORIES SET 10 - G 1/8"**

- 12 735 Spout-angled-G 1/8" male-150 mm
- 12 755 High pressure hose-G 1/8" male-11 x 300 mm
- 2 x 12 743 Precision machined coupler-G 1/8" f



# 1

# 1

# 1

CONFIGURATION

COLOR

THREAD

**1** NO SPECIAL  
CONFIGURATION

**1**



**1** M 10 x 1

**2** WITH  
FILLING VALVE

**2**



**2** G 1/8"

**3** WITH FILLING- AND  
VENT VALVE  
(ONLY PRELIxx PRO)

**3**



**4**



**5**



**6**



**7**









**PRELIxx 2014.1 WITHOUT ACCESSORIES**













ITEM NUMBER	DESCRIPTION 1	DESCRIPTION 2	COLOR	ACCESSORIES
14 100 111	PRELIxx 2014.1 M 10 x 1	black-without accessories		
14 100 112	PRELIxx 2014.1 G 1/8"	black-without accessories		
14 100 121	PRELIxx 2014.1 M 10 x 1	silver-without accessories		
14 100 122	PRELIxx 2014.1 G 1/8"	silver-without accessories		
14 100 131	PRELIxx 2014.1 M 10 x 1	red-without accessories		
14 100 132	PRELIxx 2014.1 G 1/8"	red-without accessories		
14 100 141	PRELIxx 2014.1 M 10 x 1	blue-without accessories		
14 100 142	PRELIxx 2014.1 G 1/8"	blue-without accessories		
14 100 151	PRELIxx 2014.1 M 10 x 1	green-without accessories		
14 100 152	PRELIxx 2014.1 G 1/8"	green-without accessories		
14 100 161	PRELIxx 2014.1 M 10 x 1	yellow-without accessories		
14 100 162	PRELIxx 2014.1 G 1/8"	yellow-without accessories		
14 100 211	PRELIxx 2014.1 M 10 x 1	FN-black-without accessories		
14 100 212	PRELIxx 2014.1 G 1/8"	FN-black-without accessories		
14 100 221	PRELIxx 2014.1 M 10 x 1	FN-silver-without accessories		
14 100 222	PRELIxx 2014.1 G 1/8"	FN-silver-without accessories		
14 100 231	PRELIxx 2014.1 M 10 x 1	FN-red-without accessories		
14 100 232	PRELIxx 2014.1 G 1/8"	FN-red-without accessories		
14 100 241	PRELIxx 2014.1 M 10 x 1	FN-blue-without accessories		
14 100 242	PRELIxx 2014.1 G 1/8"	FN-blue-without accessories		
14 100 251	PRELIxx 2014.1 M 10 x 1	FN-green-without accessories		
14 100 252	PRELIxx 2014.1 G 1/8"	FN-green-without accessories		
14 100 261	PRELIxx 2014.1 M 10 x 1FN	FN-yellow-without accessories		
14 100 262	PRELIxx 2014.1 G 1/8"	FN-yellow-without accessories		

**PRELIxx 2014.1 - M 10 X 1 + HIGH PRESSURE HOSE + COUPLER (ACCESSORIES SET 1)**













ITEM NUMBER	DESCRIPTION 1	DESCRIPTION 2	COLOR	ACCESSORIES
14 101 111	PRELIxx 2014.1 M 10 x 1	black-accessories set 1		Set 1
14 101 121	PRELIxx 2014.1 M 10 x 1	silver-accessories set 1		Set 1
14 101 131	PRELIxx 2014.1 M 10 x 1	red-accessories set 1		Set 1
14 101 141	PRELIxx 2014.1 M 10 x 1	blue-accessories set 1		Set 1
14 101 151	PRELIxx 2014.1 M 10 x 1	green-accessories set 1		Set 1
14 101 161	PRELIxx 2014.1 M 10 x 1	yellow-accessories set 1		Set 1
14 101 211	PRELIxx 2014.1 M 10 x 1	FN-black-accessories set 1		Set 1
14 101 221	PRELIxx 2014.1 M 10 x 1	FN-silver-accessories set 1		Set 1

ITEM NUMBER	DESCRIPTION 1	DESCRIPTION 2	COLOR	ACCESSORIES
14 101 231	PRELIxx 2014.1 M 10 x 1	FN-red-accessories set 1		Set 1
14 101 241	PRELIxx 2014.1 M 10 x 1	FN-blue-accessories set 1		Set 1
14 101 251	PRELIxx 2014.1 M 10 x 1	FN-green-accessories set 1		Set 1
14 101 261	PRELIxx 2014.1 M 10 x 1	FN-yellow-accessories set 1		Set 1

#### PRELIxx 2014.1 - G 1/8" + HIGH PRESSURE HOSE + COUPLER (ACCESSORIES SET 2)

ITEM NUMBER	DESCRIPTION 1	DESCRIPTION 2	COLOR	ACCESSORIES
14 102 112	PRELIxx 2014.1 G 1/8"	black-accessories set 2		Set 2
14 102 122	PRELIxx 2014.1 G 1/8"	silver-accessories set 2		Set 2
14 102 132	PRELIxx 2014.1 G 1/8"	red-accessories set 2		Set 2
14 102 142	PRELIxx 2014.1 G 1/8"	blue-accessories set 2		Set 2
14 102 152	PRELIxx 2014.1 G 1/8"	green-accessories set 2		Set 2
14 102 162	PRELIxx 2014.1 G 1/8"	yellow-accessories set 2		Set 2
14 102 212	PRELIxx 2014.1 G 1/8"	FN-black-accessories set 2		Set 2
14 102 222	PRELIxx 2014.1 G 1/8"	FN-silver-accessories set 2		Set 2
14 102 232	PRELIxx 2014.1 G 1/8"	FN-red-accessories set 2		Set 2
14 102 242	PRELIxx 2014.1 G 1/8"	FN-blue-accessories set 2		Set 2
14 102 252	PRELIxx 2014.1 G 1/8"	FN-green-accessories set 2		Set 2
14 102 262	PRELIxx 2014.1 G 1/8"	FN-yellow-accessories set 2		Set 2

#### PRELIxx 2014.1 - M 10 X 1 + SPOUT + COUPLER (ACCESSORIES SET 3)

ITEM NUMBER	DESCRIPTION 1	DESCRIPTION 2	COLOR	ACCESSORIES
14 111 111	PRELIxx 2014.1 M 10 x 1	black-accessories set 3		Set 3
14 111 121	PRELIxx 2014.1 M 10 x 1	silver-accessories set 3		Set 3
14 111 131	PRELIxx 2014.1 M 10 x 1	red-accessories set 3		Set 3
14 111 141	PRELIxx 2014.1 M 10 x 1	blue-accessories set 3		Set 3
14 111 151	PRELIxx 2014.1 M 10 x 1	green-accessories set 3		Set 3
14 111 161	PRELIxx 2014.1 M 10 x 1	yellow-accessories set 3		Set 3
14 111 211	PRELIxx 2014.1 M 10 x 1	FN-black-accessories set 3		Set 3
14 111 221	PRELIxx 2014.1 M 10 x 1	FN-silver-accessories set 3		Set 3
14 111 231	PRELIxx 2014.1 M 10 x 1	FN-red-accessories set 3		Set 3
14 111 241	PRELIxx 2014.1 M 10 x 1	FN-blue-accessories set 3		Set 3
14 111 251	PRELIxx 2014.1 M 10 x 1	FN-green-accessories set 3		Set 3
14 111 261	PRELIxx 2014.1 M 10 x 1	FN-yellow-accessories set 3		Set 3









**PRELIXX 2014.1 - G 1/8" + SPOUT + COUPLER (ACCESSORIES SET 4)**














ITEM NUMBER	DESCRIPTION 1	DESCRIPTION 2	COLOR	ACCESSORIES
14 112 112	PRELixx 2014.1 G 1/8"	black-accessories set 4		Set 4
14 112 122	PRELixx 2014.1 G 1/8"	silver-accessories set 4		Set 4
14 112 132	PRELixx 2014.1 G 1/8"	red-accessories set 4		Set 4
14 112 142	PRELixx 2014.1 G 1/8"	blue-accessories set 4		Set 4
14 112 152	PRELixx 2014.1 G 1/8"	green-accessories set 4		Set 4
14 112 162	PRELixx 2014.1 G 1/8"	yellow-accessories set 4		Set 4
14 112 212	PRELixx 2014.1 G 1/8"	FN-black-accessories set 4		Set 4
14 112 222	PRELixx 2014.1 G 1/8"	FN-silver-accessories set 4		Set 4
14 112 232	PRELixx 2014.1 G 1/8"	FN-red-accessories set 4		Set 4
14 112 242	PRELixx 2014.1 G 1/8"	FN-blue-accessories set 4		Set 4
14 112 252	PRELixx 2014.1 G 1/8"	FN-green-accessories set 4		Set 4
14 112 262	PRELixx 2014.1 G 1/8"	FN-yellow-accessories set 4		Set 4

**PRELixx PRO 2014.1 WITHOUT ACCESSORIES**












ITEM NUMBER	DESCRIPTION 1	DESCRIPTION 2	COLOR	ACCESSORIES
14 200 211	PRELixx PRO 2014.1 M 10 x 1	FN-black-without accessories		
14 200 212	PRELixx PRO 2014.1 G 1/8"	FN-black-without accessories		
14 200 221	PRELixx PRO 2014.1 M 10 x 1	FN-silver-without accessories		
14 200 222	PRELixx PRO 2014.1 G 1/8"	FN-silver-without accessories		
14 200 231	PRELixx PRO 2014.1 M 10 x 1	FN-red-without accessories		
14 200 232	PRELixx PRO 2014.1 G 1/8"	FN-red-without accessories		
14 200 241	PRELixx PRO 2014.1 M 10 x 1	FN-blue-without accessories		
14 200 242	PRELixx PRO 2014.1 G 1/8"	FN-blue-without accessories		
14 200 251	PRELixx PRO 2014.1 M 10 x 1	FN-green-without accessories		
14 200 252	PRELixx PRO 2014.1 G 1/8"	FN-green-without accessories		
14 200 261	PRELixx PRO 2014.1 M 10 x 1	FN-yellow-without accessories		
14 200 262	PRELixx PRO 2014.1 G 1/8"	FN-yellow-without accessories		
14 200 311	PRELixx PRO 2014.1 M 10 x 1	FN-ETV-black-without accessories		
14 200 312	PRELixx PRO 2014.1 G 1/8"	FN-ETV-black-without accessories		
14 200 321	PRELixx PRO 2014.1 M 10 x 1	FN-ETV-silver-without accessories		
14 200 322	PRELixx PRO 2014.1 G 1/8"	FN-ETV-silver-without accessories		
14 200 331	PRELixx PRO 2014.1 M 10 x 1	FN-ETV-red-without accessories		
14 200 332	PRELixx PRO 2014.1 G 1/8"	FN-ETV-red-without accessories		
14 200 341	PRELixx PRO 2014.1 M 10 x 1	FN-ETV-blue-without accessories		
14 200 342	PRELixx PRO 2014.1 G 1/8"	FN-ETV-blue-without accessories		

ITEM NUMBER	DESCRIPTION 1	DESCRIPTION 2	COLOR	ACCESSORIES
14 200 351	PRELIxx PRO 2014.1 M 10 x 1	FN-ETV-green-without accessories		
14 200 352	PRELIxx PRO 2014.1 G 1/8"	FN-ETV-green-without accessories		
14 200 361	PRELIxx PRO 2014.1 M 10 x 1	FN-ETV-yellow-without accessories		
14 200 362	PRELIxx PRO 2014.1 G 1/8"	FN-ETV-yellow-without accessories		
14 200 371	PRELIxx PRO 2014.1 M 10 x 1	FN-ETV-VZ-without accessories		
14 200 372	PRELIxx PRO 2014.1 G 1/8"	FN-ETV-VZ-without accessories		

#### PRELIxx PRO 2014.1 - M 10 X 1 + HIGH PRESSURE HOSE + COUPLER (ACCESSORIES SET 5)

ITEM NUMBER	DESCRIPTION 1	DESCRIPTION 2	COLOR	ACCESSORIES
14 203 211	PRELIxx PRO 2014.1 M 10 x 1	FN-black-accessories set 5		Set 5
14 203 221	PRELIxx PRO 2014.1 M 10 x 1	FN-silver-accessories set 5		Set 5
14 203 231	PRELIxx PRO 2014.1 M 10 x 1	FN-red-accessories set 5		Set 5
14 203 241	PRELIxx PRO 2014.1 M 10 x 1	FN-blue-accessories set 5		Set 5
14 203 251	PRELIxx PRO 2014.1 M 10 x 1	FN-green-accessories set 5		Set 5
14 203 261	PRELIxx PRO 2014.1 M 10 x 1	FN-yellow-accessories set 5		Set 5
14 203 311	PRELIxx PRO 2014.1 M 10 x 1	FN-ETV-black-accessories set 5		Set 5
14 203 321	PRELIxx PRO 2014.1 M 10 x 1	FN-ETV-silver-accessories set 5		Set 5
14 203 331	PRELIxx PRO 2014.1 M 10 x 1	FN-ETV-red-accessories set 5		Set 5
14 203 341	PRELIxx PRO 2014.1 M 10 x 1	FN-ETV-blue-accessories set 5		Set 5
14 203 351	PRELIxx PRO 2014.1 M 10 x 1	FN-ETV-green-accessories set 5		Set 5
14 203 361	PRELIxx PRO 2014.1 M 10 x 1	FN-ETV-yellow-accessories set 5		Set 5
14 203 371	PRELIxx PRO 2014.1 M 10 x 1	FN-ETV-VZ-accessories set 5		Set 5

#### PRELIxx PRO 2014.1 - G 1/8" + HIGH PRESSURE HOSE + COUPLER (ACCESSORIES SET 6)

ITEM NUMBER	DESCRIPTION 1	DESCRIPTION 2	COLOR	ACCESSORIES
14 204 212	PRELIxx PRO 2014.1 G 1/8"	FN-black-accessories set 6		Set 6
14 204 222	PRELIxx PRO 2014.1 G 1/8"	FN-silver-accessories set 6		Set 6
14 204 232	PRELIxx PRO 2014.1 G 1/8"	FN-red-accessories set 6		Set 6
14 204 242	PRELIxx PRO 2014.1 G 1/8"	FN-blue-accessories set 6		Set 6
14 204 252	PRELIxx PRO 2014.1 G 1/8"	FN-green-accessories set 6		Set 6
14 204 262	PRELIxx PRO 2014.1 G 1/8"	FN-yellow-accessories set 6		Set 6
14 204 312	PRELIxx PRO 2014.1 G 1/8"	FN-ETV-black-accessories set 6		Set 6
14 204 322	PRELIxx PRO 2014.1 G 1/8"	FN-ETV-silver-accessories set 6		Set 6
14 204 332	PRELIxx PRO 2014.1 G 1/8"	FN-ETV-red-accessories set 6		Set 6
14 204 342	PRELIxx PRO 2014.1 G 1/8"	FN-ETV-blue-accessories set 6		Set 6
14 204 352	PRELIxx PRO 2014.1 G 1/8"	FN-ETV-green-accessories set 6		Set 6



ITEM NUMBER	DESCRIPTION 1	DESCRIPTION 2	COLOR	ACCESSORIES
14 204 362	PRELIxx PRO 2014.1 G 1/8"	FN-ETV-yellow-accessories set 6		Set 6
14 204 372	PRELIxx PRO 2014.1 G 1/8"	FN-ETV-VZ-accessories set 6		Set 6

**PRELIxx PRO 2014.1 - M 10 X 1 + SPOUT + COUPLER (ACCESSORIES SET 7))**














ITEM NUMBER	DESCRIPTION 1	DESCRIPTION 2	COLOR	ACCESSORIES
14 213 211	PRELIxx PRO 2014.1 M 10 x 1	FN-black-accessories set 7		Set 7
14 213 221	PRELIxx PRO 2014.1 M 10 x 1	FN-silver-accessories set 7		Set 7
14 213 231	PRELIxx PRO 2014.1 M 10 x 1	FN-red-accessories set 7		Set 7
14 213 241	PRELIxx PRO 2014.1 M 10 x 1	FN-blue-accessories set 7		Set 7
14 213 251	PRELIxx PRO 2014.1 M 10 x 1	FN-green-accessories set 7		Set 7
14 213 261	PRELIxx PRO 2014.1 M 10 x 1	FN-yellow-accessories set 7		Set 7
14 213 311	PRELIxx PRO 2014.1 M 10 x 1	FN-ETV-black-accessories set 7		Set 7
14 213 321	PRELIxx PRO 2014.1 M 10 x 1	FN-ETV-silver-accessories set 7		Set 7
14 213 331	PRELIxx PRO 2014.1 M 10 x 1	FN-ETV-red-accessories set 7		Set 7
14 213 341	PRELIxx PRO 2014.1 M 10 x 1	FN-ETV-blue-accessories set 7		Set 7
14 213 351	PRELIxx PRO 2014.1 M 10 x 1	FN-ETV-green-accessories set 7		Set 7
14 213 361	PRELIxx PRO 2014.1 M 10 x 1	FN-ETV-yellow-accessories set 7		Set 7
14 213 371	PRELIxx PRO 2014.1 M 10 x 1	FN-ETV-VZ-accessories set 7		Set 7

**PRELIxx PRO 2014.1 - G 1/8" + SPOUT + COUPLER (ACCESSORIES SET 8)**














ITEM NUMBER	DESCRIPTION 1	DESCRIPTION 2	COLOR	ACCESSORIES
14 214 212	PRELIxx PRO 2014.1 G 1/8"	FN-black-accessories set 8		Set 8
14 214 222	PRELIxx PRO 2014.1 G 1/8"	FN-silver-accessories set 8		Set 8
14 214 232	PRELIxx PRO 2014.1 G 1/8"	FN-red-accessories set 8		Set 8
14 214 242	PRELIxx PRO 2014.1 G 1/8"	FN-blue-accessories set 8		Set 8
14 214 252	PRELIxx PRO 2014.1 G 1/8"	FN-green-accessories set 8		Set 8
14 214 262	PRELIxx PRO 2014.1 G 1/8"	FN-yellow-accessories set 8		Set 8
14 214 312	PRELIxx PRO 2014.1 G 1/8"	FN-ETV-black-accessories set 8		Set 8
14 214 322	PRELIxx PRO 2014.1 G 1/8"	FN-ETV-silver-accessories set 8		Set 8
14 214 332	PRELIxx PRO 2014.1 G 1/8"	FN-ETV-red-accessories set 8		Set 8
14 214 342	PRELIxx PRO 2014.1 G 1/8"	FN-ETV-blue-accessories set 8		Set 8
14 214 352	PRELIxx PRO 2014.1 G 1/8"	FN-ETV-green-accessories set 8		Set 8
14 214 362	PRELIxx PRO 2014.1 G 1/8"	FN-ETV-yellow-accessories set 8		Set 8
14 214 372	PRELIxx PRO 2014.1 G 1/8"	FN-ETV-VZ-accessories set 8		Set 8



**PRELIxx PRO 2014.1 - M 10 X 1 + SPOUT + HIGH PRESSURE HOSE + 2 X COUPLER (ACCESSORIES SET 9)**

ITEM NUMBER	DESCRIPTION 1	DESCRIPTION 2	COLOR	ACCESSORIES
14 221 211	PRELIxx PRO 2014.1 M 10 x 1	FN-black-accessories set 9		Set 9
14 221 221	PRELIxx PRO 2014.1 M 10 x 1	FN-silver-accessories set 9		Set 9
14 221 231	PRELIxx PRO 2014.1 M 10 x 1	FN-red-accessories set 9		Set 9
14 221 241	PRELIxx PRO 2014.1 M 10 x 1	FN-blue-accessories set 9		Set 9
14 221 251	PRELIxx PRO 2014.1 M 10 x 1	FN-green-accessories set 9		Set 9
14 221 261	PRELIxx PRO 2014.1 M 10 x 1	FN-yellow-accessories set 9		Set 9
14 221 311	PRELIxx PRO 2014.1 M 10 x 1	FN-ETV-black-accessories set 9		Set 9
14 221 321	PRELIxx PRO 2014.1 M 10 x 1	FN-ETV-silver-accessories set 9		Set 9
14 221 331	PRELIxx PRO 2014.1 M 10 x 1	FN-ETV-red-accessories set 9		Set 9
14 221 341	PRELIxx PRO 2014.1 M 10 x 1	FN-ETV-blue-accessories set 9		Set 9
14 221 351	PRELIxx PRO 2014.1 M 10 x 1	FN-ETV-green-accessories set 9		Set 9
14 221 361	PRELIxx PRO 2014.1 M 10 x 1	FN-ETV-yellow-accessories set 9		Set 9
14 221 371	PRELIxx PRO 2014.1 M 10 x 1	FN-ETV-VZ-accessories set 9		Set 9

**PRELIxx PRO 2014.1 - G 1/8" + SPOUT + HIGH PRESSURE HOSE + 2 X COUPLER (ACCESSORIES SET 10)**

ITEM NUMBER	DESCRIPTION 1	DESCRIPTION 2	COLOR	ACCESSORIES
14 222 212	PRELIxx PRO 2014.1 G 1/8"	FN-black-accessories set 10		Set 10
14 222 222	PRELIxx PRO 2014.1 G 1/8"	FN-silver-accessories set 10		Set 10
14 222 232	PRELIxx PRO 2014.1 G 1/8"	FN-red-accessories set 10		Set 10
14 222 242	PRELIxx PRO 2014.1 G 1/8"	FN-blue-accessories set 10		Set 10
14 222 252	PRELIxx PRO 2014.1 G 1/8"	FN-green-accessories set 8		Set 10
14 222 262	PRELIxx PRO 2014.1 G 1/8"	FN-yellow-accessories set 10		Set 10
14 222 312	PRELIxx PRO 2014.1 G 1/8"	FN-ETV-black-accessories set 10		Set 10
14 222 322	PRELIxx PRO 2014.1 G 1/8"	FN-ETV-silver-accessories set 10		Set 10
14 222 332	PRELIxx PRO 2014.1 G 1/8"	FN-ETV-red-accessories set 10		Set 10
14 222 342	PRELIxx PRO 2014.1 G 1/8"	FN-ETV-blue-accessories set 10		Set 10
14 222 352	PRELIxx PRO 2014.1 G 1/8"	FN-ETV-green-accessories set 10		Set 10
14 222 362	PRELIxx PRO 2014.1 G 1/8"	FN-ETV-yellow-accessories set 10		Set 10
14 222 372	PRELIxx PRO 2014.1 G 1/8"	FN-ETV-VZ-accessories set 10		Set 10



12 751 123

**HIGH PRESSURE GREASE HOSES ACC. TO DIN 1283**

ITEM NUMBER	DESCRIPTION 1	DESCRIPTION 2
12 751 123	High pressure hose-M 10 x 1 a	11 x 230 mm
12 751	High pressure hose-G 1/8" a	11 x 230 mm
12 655	High pressure hose-M 10 x 1 a	11 x 300 mm
12 755	High pressure hose-G 1/8" a	11 x 300 mm
12 665	High pressure hose-M 10 x 1 a	11 x 500 mm
12 765	High pressure hose-G 1/8" a	11 x 500 mm



12 655 818

**HIGH PRESSURE GREASE HOSES ACC. TO DIN 1283, WITH ACCESSORIES**

ITEM NUMBER	DESCRIPTION 1	DESCRIPTION 2
12 655 809	High pressure hose-M 10 x 1 a	11 x 300 mm-precision coupler
12 755 809	High pressure hose-G 1/8" a	11 x 300 mm-precision coupler
12 655 810	High pressure hose-M 10 x 1 a	11 x 300 mm-hydraulic coupler
12 755 810	High pressure hose-G 1/8" a	11 x 300 mm-hydraulic coupler
12 655 818	High pressure hose-M 10 x 1 a	11 x 300 mm-button head coupler-16 mm
12 755 818	High pressure hose-G 1/8" a	11 x 300 mm-button head coupler-16 mm
12 655 819	High pressure hose-M 10 x 1 a	11 x 300 mm-button head coupler-22 mm
12 755 819	High pressure hose-G 1/8" a	11 x 300 mm-button head coupler-22 mm
12 665 809	High pressure hose-M 10 x 1 a	11 x 500 mm-precision coupler
12 765 809	High pressure hose-G 1/8" a	11 x 500 mm-precision coupler
12 665 810	High pressure hose-M 10 x 1 a	11 x 500 mm-hydraulic coupler
12 765 810	High pressure hose-G 1/8" a	11 x 500 mm-hydraulic coupler
12 665 818	High pressure hose-M 10 x 1 a	11 x 500 mm-button head coupler-16 mm
12 765 818	High pressure hose-G 1/8" a	11 x 500 mm-button head coupler-16 mm
12 665 819	High pressure hose-M 10 x 1 a	11 x 500 mm-button head coupler-22 mm
12 765 819	High pressure hose-G 1/8" a	11 x 500 mm-button head coupler-22 mm



12 855

#### HIGH PRESSURE GREASE HOSES ACC. TO DIN 1283, BLISTER PACKED

ITEM NUMBER	DESCRIPTION 1	DESCRIPTION 2
12 855	High pressure hose-M 10 x 1 a	11 x 300 mm-SB-package
12 875	High pressure hose-G 1/8" a	11 x 300 mm-SB-package
12 861	High pressure hose-M 10 x 1 a	11 x 500 mm-SB-package
12 761	High pressure hose-G 1/8" a	11 x 500 mm-SB-package
12 860	High pressure hose-M 10 x 1 a	11 x 300 mm-hydraulic coupler-SB-package
12 760	High pressure hose-G 1/8" a	11 x 300 mm-hydraulic coupler-SB-package



12 635

#### STRAIGHT AND ANGLED SPOUTS

ITEM NUMBER	DESCRIPTION 1	DESCRIPTION 2
12 435	Spout-straight-M 10 x 1 a	150 mm
12 475	Spout-straight-G 1/8" a	150 mm
12 635	Spout-angled-M 10 x 1 a	150 mm
12 735	Spout-angled-G 1/8" a	150 mm



12 635 810

#### ANGLED SPOUTS WITH ACCESSORIES

ITEM NUMBER	DESCRIPTION 1	DESCRIPTION 2
12 635 810	Spout-angled-M 10 x 1 a	hydraulic coupler
12 735 810	Spout-angled-G 1/8" a	hydraulic coupler
12 635 814	Spout-angled-M 10 x 1 a	universal coupler
12 735 814	Spout-angled-G 1/8" a	universal coupler
12 635 816	Spout-angled-M 10 x 1 a	pointed coupler
12 735 816	Spout-angled-G 1/8" a	pointed coupler



12 060



12 061



12 063



12 010 401

#### BUTTON HEAD COUPLERS FORGED VERSION - SMALL DIMENSIONS

ITEM NUMBER	DESCRIPTION 1	DESCRIPTION 2
12 060	Button head coupler-Me-M 10 x 1 i	button head grease nipple-10 mm
12 060 125	Button head coupler-Me-G 1/8" i	button head grease nipple-10 mm
12 061	Button head coupler-Me-M 10 x 1 i	button head grease nipple-16 mm-FA-SOT
12 061 125	Button head coupler-Me-G 1/8" i	button head grease nipple-16 mm-FA-SOT
12062	Button head coupler-Me-M 10 x 1 i	button head grease nipple-16 mm-FA
12 062 125	Button head coupler-Me-G 1/8" i	button head grease nipple-16 mm-FA
12 063	Button head coupler-Me-M 10 x 1 i	button head grease nipple-22 mm-FA
12 063 125	Button head coupler-Me-G 1/8" i	button head grease nipple-22 mm-FA
12 010 401	Button head coupler-Me-M 10 x 1 i-DG	button head grease nipple-16 mm-FA-SOT



12 013



12 023

#### BAYONET COUPLERS

ITEM NUMBER	DESCRIPTION 1	DESCRIPTION 2
12 013	Bayonet coupler	M 10 x 1 i
12 023	Bayonet coupler	G 1/8" i



12 006



12 006 125

#### QUICK RELEASE ADAPTERS

ITEM NUMBER	DESCRIPTION 1	DESCRIPTION 2
12 006	Quick connecting coupler	M 10 x 1 i
12 006 125	Quick connecting coupler	G 1/8" i



12 002



12 003



12 626



12 150



12 631

**COUPLERS**

ITEM NUMBER	DESCRIPTION 1	DESCRIPTION 2
12 002	Universal coupler	M 10 x 1 i-H+K-nipple
12 072	Universal coupler	G 1/8" i-H+K-nipple
12 003	Pointed coupler-M 10 x 1 i	D-nipple
12 073	Pointed coupler-G 1/8" i	D-nipple
12 626	Precision coupler-M 10 x 1 i	SW 13 mm-Ø 13 mm
12 726	Precision coupler- G 1/8" i	SW 13 mm-Ø 13 mm
12 150	Precision coupler-M 10 x 1 i	SW 13 mm-Ø 13 mm-SB-package
12 151	Precision coupler- G 1/8" i	SW 13 mm-Ø 13 mm-SB-package
12 643	Precision coupler-M 10 x 1 i	SW 13 mm-Ø 13 mm
12 743	Precision coupler- G 1/8" i	SW 13 mm-Ø 13 mm
12 156	Precision coupler-M 10 x 1 i	SW 13 mm-Ø 15 mm-SB-package
12 157	Precision coupler- G 1/8" i	SW 13 mm-Ø 15 mm-SB-package
12 631	Hydraulic coupler-M 10 x 1 i	SW 13 mm-Ø 15 mm
12 731	Hydraulic coupler- G 1/8" i	SW 13 mm-Ø 15 mm
12 152	Hydraulic coupler-M 10 x 1 i	SW 13 mm-Ø 15 mm-SB-package
12 153	Hydraulic coupler- G 1/8" i	SW 13 mm-Ø 15 mm-SB-package
12 642	Hydraulic coupler-M 10 x 1 i	SW 13 mm-Ø 15 mm-with valve



12 035



12 035 805

**ANGLES**

ITEM NUMBER	DESCRIPTION 1	DESCRIPTION 2
12 035	Angle 90°	M 10 x 1 i-M 10 x 1 a
12 035 805	Angle 90°	G 1/8" i-G 1/8" a



18 080 950



18 080

### SWIVEL JOINTS

ITEM NUMBER	DESCRIPTION 1	DESCRIPTION 2
18 080 950	Swivel joint-1 x 360°	M 10 x 1 a-M 10 x 1 i
18 080	Swivel joint-1 x 360°	G 1/8" a-G 1/8" i



12 016



12 086

### RETENTION ADAPTERS

ITEM NUMBER	DESCRIPTION 1	DESCRIPTION 2
12 016	Reduction adapter	G 1/8" i-M 10 x 1 a
12 086	Reduction adapter	G 1/8" a-M 10 x 1 i



18 016



18 017

### CONNECTING SLEEVES

ITEM NUMBER	DESCRIPTION 1	DESCRIPTION 2
18 016	Sleeve	M 10 x 1 i
18 017	Sleeve	G 1/8" i



### LUBRICANTS AND CARTRIDGES

ITEM NUMBER	DESCRIPTION 1	DESCRIPTION 2
12 511	Grease cartridge 400 g	Multi Purpose Grease-NLGI 2
12 507	Grease cartridge 400 g	Multi Purpose Grease with graphite-NLGI 2
12 516	Grease cartridge 400 g	High temperature grease-NLGI 2
12 518	Grease cartridge 400 g	Plain bearing grease with MoS <sub>2</sub> -NLGI 2
12 501	Grease container 1 kg	Multi Purpose Grease-NLGI 2



12 670



85 227



12 699



18 115



18 130



17 023



17 020

### VARIOUS ACCESSORIES AND ACCESSORY SETS FOR GREASE GUNS

ITEM NUMBER	DESCRIPTION 1	DESCRIPTION 2
00 442	Flat gasket 60,2x48x2 mm	Perbunan 60
12 670	Filling nipple for grease gun head	M 10 x 1 a
85 227	Ventilation valve for grease gun head	M 10 x 1 a
12 699	Wall-mounting bracket for grease guns	
17 020	Standard accessory set M 10 x 1	
17 020 125	Standard accessory set G 1/8"	
17 023	Industrial accessory set M 10 x 1	
17 023 125	Industrial accessory set G 1/8"	
18 130	Glycerine pressure gauge	0-600 bar-G 1/4"-SW 14
18 115	In-line meter for grease-NEF	with display-0-1000 cm <sup>3</sup> /min

### LIST OF ABBREVIATIONS

ABKÜRZUNG	DESCRIPTION 1	ABKÜRZUNG	DESCRIPTION 1
a	outside	KØ	Head diameter
D	funnel type grease nipple	M	metric thread, cylindrical, DIN 13
DG	rotary swivel	Me	Brass
DIN	German Standards Institute	MoS2	Molybdenum disulfide
ETV	Vent valve	NEF	not calibratable
FA	flat design	NLGI	stands for viscosity grade 000 to 6, defined by the National Lubricating Grease Institute, USA
FN	Filler nipple	SB	Self-service
G	Whitworth pipe thread, cylindrical, ISO 228 (DIN 259)	SF	Spanner flat
H	Taper type grease nipple	SK	Allen
i	inside	SOT	Slide-on type
K	Ball type lubricating nipple	SW	Wrench size



QUALITY THAT **LEADS**

**PRESSOL Schmiergeräte GmbH**  
Am Gansacker 10 C  
79224 Umkirch | Germany

Tel.: +49 7665 9346-0  
Fax: +49 7665 9346-130 (Inland)  
Fax: +49 7665 9346-120 (Export)

Mail: [info@pressol.com](mailto:info@pressol.com)

[www.pressol.com](http://www.pressol.com)